



US00D399776S

**United States Patent** [19]  
**Hernandez et al.**

[11] **Patent Number: Des. 399,776**  
[45] **Date of Patent: \*\*Oct. 20, 1998**

[54] **REFLECTION WAND**

D. 337,131 7/1993 Wilson ..... D10/113  
D. 362,818 10/1995 Sandy ..... D10/113

[75] Inventors: **Mathew W. Hernandez**, El Granada;  
**Richard D. Cappels, Sr.**, San Jose,  
both of Calif.

*Primary Examiner*—Marcus A. Jackson  
*Attorney, Agent, or Firm*—Carr & Ferrell L.L.P.

[73] Assignee: **Apple Computer, Inc.**, Cupertino,  
Calif.

[57] **CLAIM**

The ornamental design for a reflection wand, as shown and described.

[\*\*] Term: **14 Years**

**DESCRIPTION**

[21] Appl. No.: **41,870**

FIG. 1 is a perspective view of a reflection wand, comprising a handle having a support with a hole, and a disk portion with an aperture according to the present invention; FIG. 2 is a top view of the reflection wand shown in FIG. 1; FIG. 3 is a bottom view of the reflection wand shown in FIG. 1; FIG. 4 is a left side view of the reflection wand shown in FIG. 1; FIG. 5 is a right side view of the reflection wand shown in FIG. 1; FIG. 6 is a front view of the reflection wand shown in FIG. 1; and, FIG. 7 is a rear view of the reflection wand shown in FIG. 1.

[22] Filed: **Jul. 25, 1995**

[51] **LOC (6) Cl.** ..... **10-05**

[52] **U.S. Cl.** ..... **D10/109; D10/113**

[58] **Field of Search** ..... D10/104, 109,  
D10/111, 113, 121; 116/63 R, 63 C, 63 P;  
40/606, 607, 611, 612

[56] **References Cited**

**U.S. PATENT DOCUMENTS**

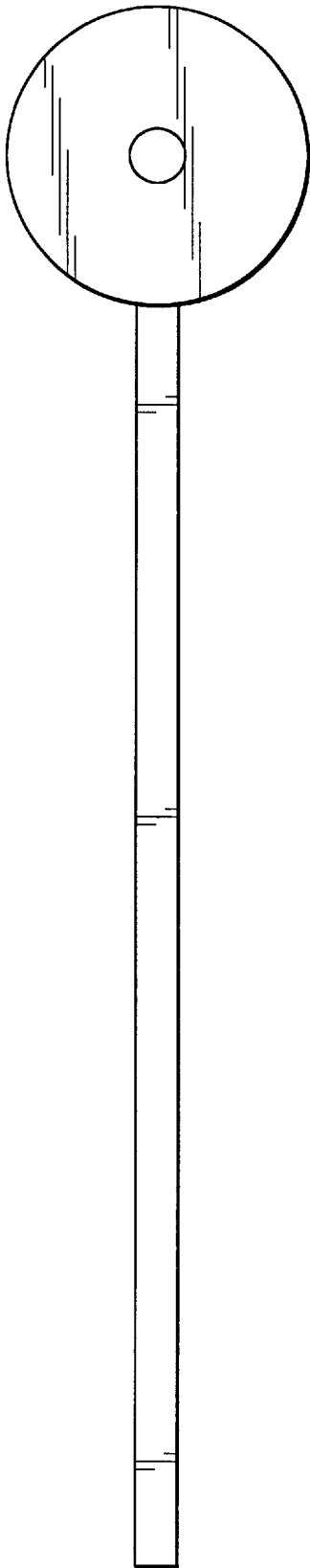
D. 237,154 10/1975 Boone ..... D10/109  
D. 264,195 5/1982 Jacobs ..... D10/109  
D. 292,894 11/1987 Whitmer et al. .... D10/113  
D. 323,999 2/1992 Zeishman ..... D10/113

**1 Claim, 3 Drawing Sheets**

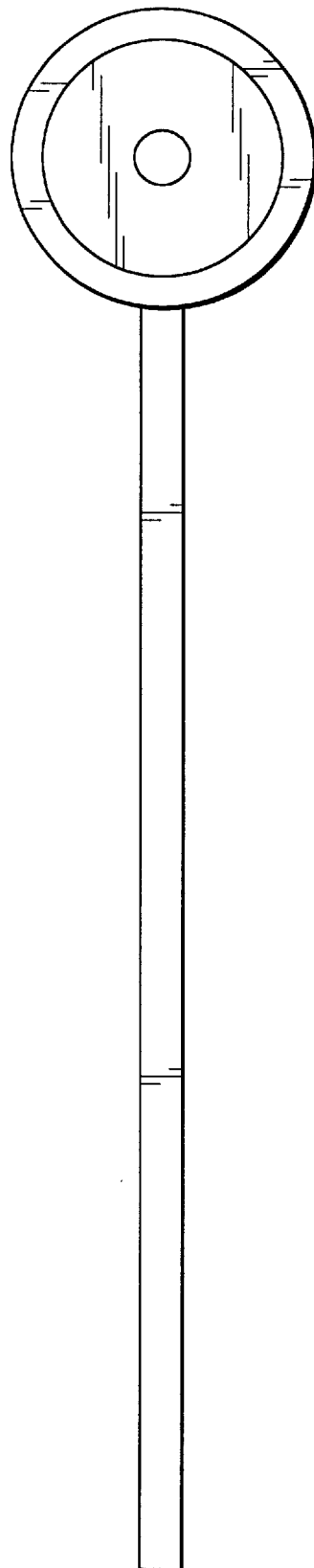




**FIG. 1**



**FIG. 2**




**FIG. 3**




**FIG. 4**



**FIG. 5**



**FIG. 6**



**FIG. 7**